

PRESIDENT'S LETTER; MAY 2026



Hi fellow club members!

Thank you to all who joined us at last month's LENS meeting and for giving our guest speaker, Patty, such an engaged and attentive audience. Her talk was truly inspiring, and I know many of us left with a great deal to think about — we look forward to bringing more speakers like that to future meetings.

I also want to express my sincere appreciation for your kind words about my photography journey presentation. Sharing that with all of you was really fun. It is funny though, many of you reminded me what an adventure-filled life I have lived so far, something I tend to lose sight of. To me, it was simply life. But your comments gave me pause, and I found myself looking back with a deep sense of gratitude for all the extraordinary experiences I have had along the way.

Update on the creative slump...

Well, the good news is that I did take my own advice and got out with my camera — twice, in fact. First up was a visit to the San Diego Zoo Safari Park, followed by a field trip to Chinatown in Los Angeles. Both outings were genuinely fun, and it felt great to be out in the world with camera in hand. I wish I could report that inspiration struck like lightning and I returned home with some stunning images — but honestly? That did not happen. Neither outing yielded anything that really moved me. But, that is okay! For me, it is always more about the act of getting out and “seeing” than about the results.

Which brings me to something I am genuinely excited about — As of this writing, the April overnight field trip to Lone Pine has not happened yet. I cannot wait. There is something about dedicating a couple of days to photography and sharing that time with other fellow photographers who are also friends. Getting away from the routines and distractions of everyday life with focused time (see what I did there?) behind the lens feels like exactly the right medicine.

Here is what is coming up in May:

Monthly Assignment: Forms in Nature (show in June)

This month's assignment is a beautiful and wonderfully open-ended assignment. "Forms in Nature" invites you to look at the natural world through a fresh lens — whether that means the spiral of a shell, the symmetry of a flower, the jagged edge of a rock face, or something **only you** would think to notice. I think this will make for a rich and fascinating variety of submissions for the June General Meeting. Visit the assignment page for details and a little inspiration to get you started.

I cannot wait to see your interpretation of this assignment on the big screen in June.

Field Trip – San Joaquin Wildlife Sanctuary

If your soul could use a little recharging — and your camera could use some exercise — this is the outing for you. The San Joaquin Wildlife Sanctuary is a truly serene and peaceful escape, and it happens to be a wonderful destination for photographing birds and other wildlife in their natural habitat. Sign up on the Google Sheet to coordinate carpooling, and be sure to check the flyer in the newsletter for full details.

LENS Meeting – Thursday, May 21

- **Member Spotlight**
Well, we do not have one this month. :(Maybe one of you will volunteer????
- **Meeting Topic:** *“Life of a photographer”* – Matt Brown: What does life really look like through the eyes of a working professional photographer? Our LENS meeting speaker, Matt Brown, shares his years of experience to take us inside his world — sharing the passion, the challenges, and everything in between. Matt is sure to bring his usual great story telling and wit to his talk. Don't miss it!

General Meeting – Thursday, May 28

Here is what you can submit for critique:

- **Field Trip:** April 18th field trip to Chinatown
- **Overnight field trip:** Lone Pine
- **Assignment:** Urban/City streets
- **Open Category:** Any recent photo, any subject 😊

As you know, critique sessions are a fantastic way to grow as a photographer—and we truly love seeing your work on the big screen. **Don't be shy...** submit your photos so we can all see them. We WANT to see them.

How to Submit:

Visit PSOC.net, hover over “PSOC” in the top-left corner, and click on **Digital Files** for submission details.

Deadline: Tuesday, May 26, by 6 PM.

I hope to see you soon — maybe at a meeting or on one of our upcoming field trips. Go have fun with your camera and see what shows up (I resisted saying... “see what develops”) in the way of inspiration and beautiful images.

Happy shooting!

Susan

TABLE OF CONTENTS

President's Letter	1-2
Table of Contents.....	3
Monthly Events – Meetings, Assignment & Field Trip.....	4
2026 PSOC Calendar of Events & What to Show	5-6
Overnight Field Trip – Albuquerque Balloon Fiesta	7-8
May Assignment – Forms in Nature	9-12
May Field Trip - San Joaquin Wildlife Sanctuary	13-15
Add June Assignment - Rows of Things.....	16-18
June Field Trip Lyon Air Museum.....	19-21
Member Accomplishments	22-23
Picture This.....	24
Photo Critique Guidelines	25
Wall Hangers	26-27

MONTHLY MEETINGS

MAY LENS MEETING INFO

Thursday: MAY 21, 2026 @ 7:00 PM

Life of a Photographer will be the topic for this month's LENS meeting. **Matt Brown** will present.

GENERAL MEETING INFO

Thursday: May 28, 2026 @ 7:00 PM

The General Meeting will be held on May 28, 2026 at 7:00 p.m. **Urban/City Streets** will be the topic to show for critique. Pictures from **China Town and Lone Pine** field trips or other images in the category will be shown and critiqued. **Jan Merson** will critique.

PLEASE NOTE: All Members in good standing are encouraged to email up to three images, plus a title photo, to the Digital Show Team at PSOCphoto@gmail.com on or before Tuesday, 6:00 p.m. the week of the show. The deadline is important because the Digital Show Team needs time to prepare all the images for showing. For instructions on submitting your images, see "Digital Files" at our PSOC website. Images must comply with instructions to fit our digital media. Images late or not in compliance will be returned with an explanation.

MAY ASSIGNMENT - Forms in Nature

*** See Lee Gillham's assignment write-up in this newsletter ***

MAY FIELD TRIP - San Joaquin Marsh Wildlife Sanctuary

Wednesday: May 13, 2026.
Meet: 7:00 a.m., lower parking lot
Lunch: 11:30a.m. at the The Bluffs Outdoor Food Court
located at 1302 - 1380 Bison Avenue.

Arrive just before or after sunrise when the wildlife is becoming active.

*** See Eric Stogner's field trip flyer in this newsletter ***

2026 PSOC CALENDAR OF EVENTS (4/22/26)

JANUARY						
S	M	T	W	Th	F	S
				1	2	3
4	5	6	7	8	9	10
11	12	13	14	15	16	17
18	19	20	21	22	23	24
25	26	27	28	29	30	31

01 New Year's Day
15 LENS Mtg- Printing
 Presenter- Barry Evans
22 Gen. Mtg-to be shown:
 LA Farmer's Mkt/The Grove
 Motion Photography
25 Field Trip- Rancho Los Alamitos (tour)
 Assignment- Circles/Round

JULY						
S	M	T	W	Th	F	S
			1	2	3	4
5	6	7	8	9	10	11
12	13	14	15	16	17	18
19	20	21	22	23	24	25
26	27	28	29	30	31	

04 Independence Day
16 LENS Mtg- Portraits
 Presenter- Clifford Lester
23 Gen. Mtg-to be shown:
 Lyon Air Museum
 Assignment- Rows of Things
12 Field Trip- Balboa Is.-Day/Night
 Assignment- Shadows/Silhou.
25 PSOC Picnic (Sat)

FEBRUARY						
S	M	T	W	Th	F	S
1	2	3	4	5	6	7
8	9	10	11	12	13	14
15	16	17	18	19	20	21
22	23	24	25	26	27	28

16 Presidents Day
19 LENS Mtg- Career in Commercial Photography
 Presenter- John Bare
26 Gen. Mtg-to be shown:
 Rancho Los Alamitos
 Assignment- Circles/Round
27 Field Trip- SD Zoo Safari Park
 Assignment- Opposites

AUGUST						
S	M	T	W	Th	F	S
						1
2	3	4	5	6	7	8
9	10	11	12	13	14	15
16	17	18	19	20	21	22
23	24	25	26	27	28	29
30	31					

19 World Photography Day
20 LENS Mtg- Str. Photography
 Presenter- Jan Merson
27 Gen. Mtg-to be shown:
 Balboa Island-Day/Night
 Assignment- Shadows/Silhou.
09 Field Trip- Santa Monica Pier
 Assignment- Abstract/Pattern.

MARCH						
S	M	T	W	Th	F	S
1	2	3	4	5	6	7
8	9	10	11	12	13	14
15	16	17	18	19	20	21
22	23	24	25	26	27	28
29	30	31				

17 St. Patrick's Day
19 LENS Mtg- Capturing Emotions & Feelings in images
 Presenter- Art Ramirez
26 Gen. Mtg-to be shown:
 San Diego Zoo Safari Park
 Assignment- Opposites
14 Field Trip- Pow Wow CSULB
 Assignment- Still Life

SEPTEMBER						
S	M	T	W	Th	F	S
		1	2	3	4	5
6	7	8	9	10	11	12
13	14	15	16	17	18	19
20	21	22	23	24	25	26
27	28	29	30			

1-30 PSOC Library Show
12 Library Reception (Sat)
07 Labor Day
17 Movie Night (Thur. LENS)
24 Gen. Mtg-to be shown:
 Santa Monica Pier
 Assignment- Abstract/Patterns
27 Field Trip- San Juan Capistr.
 Assignment- Lazy/Peaceful

APRIL						
S	M	T	W	Th	F	S
			1	2	3	4
5	6	7	8	9	10	11
12	13	14	15	16	17	18
19	20	21	22	23	24	25
26	27	28	29	30		

April 23-26 - Field Trip to Lone Pine, CA
05 Easter
09 LENS Mtg- Inspirational Photo.
 Presenter- Patty Arana
16 Gen. Mtg-to be shown:
 Pow Wow Ceremony CSULB
 Assignment- Still Life
18 Field Trip- Chinatown (DTLA)
 Assignment- Urban/City Sts.

OCTOBER						
S	M	T	W	Th	F	S
				1	2	3
4	5	6	7	8	9	10
11	12	13	14	15	16	17
18	19	20	21	22	23	24
25	26	27	28	29	30	31

October 8-11 - Field Trip to Albuquerque, NM
12 Columbus Day
15 LENS Mtg- Protecting photos
 Presenter- Joanna Conner
22 Gen. Mtg-to be shown:
 San Juan Capistrano
 Assignment- Lazy/Peaceful
24 Field Trip- Getty Villa (P.P.)
 Assignment- Isolated Objects

MAY						
S	M	T	W	Th	F	S
					1	2
3	4	5	6	7	8	9
10	11	12	13	14	15	16
17	18	19	20	21	22	23
24	25	26	27	28	29	30
31						

10 Mother's Day
25 Memorial Day
21 LENS Mtg- Life of Photographer
 Presenter- Matt Brown
28 Gen. Mtg-to be shown:
 Lone Pine overnight trip
 Chinatown (DTLA)
 Assignment- Urban/City Sts.
13 Field Trip- San Joaquin W.S.
 Assignment- Forms in Nature

NOVEMBER						
S	M	T	W	Th	F	S
1	2	3	4	5	6	7
8	9	10	11	12	13	14
15	16	17	18	19	20	21
22	23	24	25	26	27	28
29	30					

11 Veterans Day
26 Thanksgiving
12 LENS Mtg- Creative Lighting
 Presenter- John Bare
19 Gen. Mtg-to be shown:
 Albuquerque overnight trip
 Getty Villa (Pacific Palisades)
 Assignment- Isolated Objects
21 Field Trip- Antique G&SE Mus.
 Assignment- Blue and/or Red

JUNE						
S	M	T	W	Th	F	S
	1	2	3	4	5	6
7	8	9	10	11	12	13
14	15	16	17	18	19	20
21	22	23	24	25	26	27
28	29	30				

21 Father's Day
18 LENS Mtg- Audience Critiq.
 Presenter- Barry Evans
25 Gen. Mtg-to be shown:
 San Joaquin Wildlife Sanct.
 Assignment- Forms in Nature
20 Field Trip- Lyon Air Museum
 Assignment- Rows of Things

DECEMBER						
S	M	T	W	Th	F	S
		1	2	3	4	5
6	7	8	9	10	11	12
13	14	15	16	17	18	19
20	21	22	23	24	25	26
27	28	29	30	31		

NO LENS OR GENERAL MTGS.
04 Hanukkah
25 Christmas
03 PSOC Holiday Party
 Show candid shots of members in 2026.
 January 28, 2027 Gen. Mtg.:
 Show Antique Gas & Steam Eng. Museum & Blue and/or Red.

2026 PSOC What to Show at General Meetings (4/22/26)

This chart shows the dates of general meetings and what to show at each meeting. Pictures for any assignment can be taken anytime during the year-end 2025 and year 2026, as long as the images fit the assignment for the meeting in which you are showing them. We ask members to submit current work for the meeting critiques. Assignments are planned so as to be coordinated with field trip locations. Pictures taken on field trips need not be assignment-related in order to be shown for critique at the meetings.

<u>DATE OF MEETING</u>	<u>FIELD TRIP TO SHOW</u>	<u>ASSIGNMENT TO SHOW</u>
January 22nd	LA Farmer's Market/The Grove	Motion Photography
February 26th	Rancho Los Alamitos/Long Beach	Circles/Round Shapes
March 26th	San Diego Zoo Safari Park/Escondido	Opposites
April 16th	Pow Wow Ceremony/CSULB	Still Life
May 28th	Chinatown/DTLA <i>AND</i> <u>Spring Overnight Trip - Lone Pine</u>	Urban/City Streets
June 25th	San Joaquin Wildlife Sanctuary/Irvine	Forms in Nature
July 23rd	<u>Lyon Air Museum/JW Airport</u>	Rows of Things
August 27th	Balboa Is.-Day-Night/Corona del Mar	Shadows/Silhouettes
September 24th	<u>Santa Monica Pier</u>	Abstract/Patterns
October 22nd	San Juan Capistrano	Lazy/Peaceful
November 19th	Getty Villa/Pacific Palisades <i>AND</i> <u>Fall Overnight Trip - Albuquerque</u>	Isolated Objects
December 3rd	<u>PSOC Holiday Party</u> (Greenbrook Clubhouse)	Candid shots of PSOC members on field trips & other events in 2026
Jan. 28, 2027	<u>Antique Gas & Steam Engine Museum/Vista</u>	Blue and/or Red

Albuquerque Balloon Fiesta Overnight Field Trip

Albuquerque New Mexico

October 8-11, 2026

The Albuquerque International Balloon Fiesta is the world's largest hot air balloon festival, held annually in early October in New Mexico. It features over 500 balloons filling the sky in mass ascensions, dazzling night glows, and creative special shape rodeos.



All Photos by Dan Anderson

We will be staying three (3) nights at the La Quinta Inn & Suites, by Wyndham, 7439 Pan American Freeway N.E., Albuquerque, NM See red X on map, next page. Phone 505-345-7500 Thursday October 8 to Sunday October 11.

The nightly **room rate will be \$199** plus tax. We've reserved a block of 12 rooms for PSOC members. **Group Name: PSOC. Confirmation Code: GS100826SOC. The booking link is:**

<http://www.wyndhamhotels.com/hotels/52946?checkInDate=10/08/2026&checkOutDate=10/11/2026&groupCode=GS100826SOC>

Be sure to tell them you're with the Photographic Society of Orange County (PSOC) in order to receive our special room rates.

The hotel provides all guests with a "complimentary" hot breakfast buffet every morning. **We will plan a group get-together on Friday for lunch at noon. Location TBA**



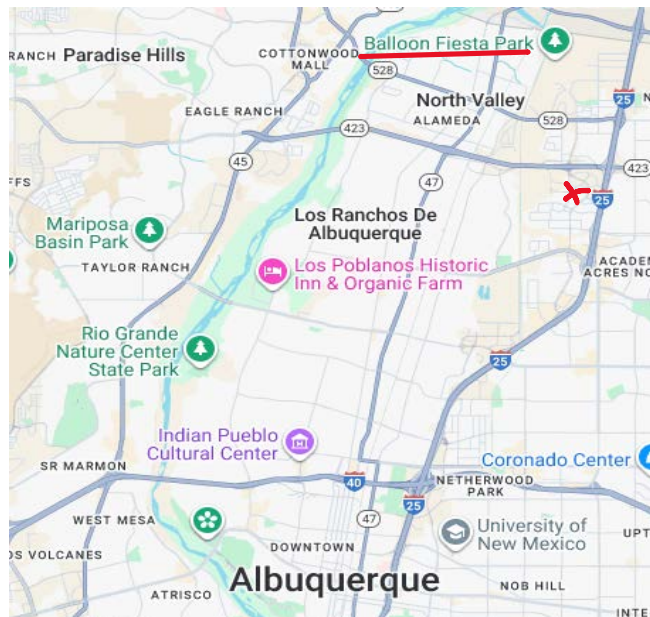
Fiesta activities are divided into two sessions daily. The session consists of all activities at the park in the **morning (4:30 AM to 11:00 AM)** or all the activities in the **evening (3:00 PM to 9:00 PM)**. An example of a session would be when you visit the park to see the Dawn Patrol and Mass Ascension, you would be coming to a morning session. Photography in the early morning and after sunset is especially good.

Tickets are \$15 per session for each of the two daily sessions. Information and ticket purchases for the Fiesta can be found at www.balloonfiesta.com/plan-your-visit/faqs/ Plan to get your tickets in advance.

A **Mass Ascension** is when all 500+ balloons launch from Balloon Fiesta Park. This starts at 7:00 A.M, and will take approximately 2 hours. You will want to be at the Mass Ascension on Friday and/or Saturday.

Parking lots are located on the north and south ends of the park, and costs is **\$20 for each session** you are at the park. Each parking lot is color-coded and the gates are numbered, so please remember the color and number of the gate through which you entered the field. **Please have cash ready as they do not accept credit or debit cards for parking fees.**

The Fiesta field is located west of I-25, approximately 12 miles north of the Albuquerque Airport, 7 miles north of downtown Albuquerque. **There are several food concessions at Balloon Fiesta Park serving a variety of foods.**



Where can I learn more about Albuquerque? Visit the website [Home - Balloon Fiesta](http://Home-Balloon-Fiesta), and the official website of the [Albuquerque Convention & Visitors Bureau](http://Albuquerque-Convention-Visitors-Bureau) to browse an online version of the Official Albuquerque Guest Guide. You can also request a printed copy by calling the Bureau offices at [\(800\) 284-2282](tel:8002842282). Other points of interest in the area include Old Town Albuquerque, Sandia Peak Tramway, Indian Pueblo Cultural Center, Taos Pueblo, and the Rio Grande gorge. You will find lots of great photo opportunities.

Forms in Nature

Lee Gillham

A Definition

“is a genre that focuses on capturing the beauty, structure, and textures of organic objects found in nature. From the curves of a seashell to the veins of a leaf, this form of photography highlights the intricate details and aesthetic qualities of the natural world”

<https://photographywithmisswilson.weebly.com/natural-form-photography.html>

This one of my favorite forms of photography. Nature is all around us, even in built-up cities. Natural objects are often incredibly detailed and formed with purpose.

Key Elements

Such photography focuses on shapes, structure, texture and repeating patterns. Common characteristics include contrasting tones, macro details, asymmetry, simplicity, high contrast lighting and sometimes symbolism.

Examples



This image showcases the twists of the tendril coils of the Passion flower. The pure black background amplifies the form of the subject. LA Arboretum.



Almost abstract, shows the curves of the Agave leaves, the angle chosen so the curves reinforce one another. LA Arboretum.



A Leaf. Strong contrast from oblique lighting highlights the texture, leaf veins converging at a '2/5ths' intersection.



Spirals are strong compositional element, in this case, looking down into a new banana tree leaf as it unfolds. LA Arboretum.

More Examples: Not just flowers!



This high contrast b&w photo shows the rounded shapes and structure of the eroding ice formations suspended above a stream. Eastern Sierras.



Looking down into the water, thousands of jelly fish coalescing.

The two tones de-emphasize the sense of chaos. Turkey.



Bold stripes highlight the form of these rocky peaks. Coyote Buttes North, AZ.

May 2026 Field Trip

San Joaquin Marsh Wildlife Sanctuary

5 Riparian View, Irvine, CA 92612

www.irwd.com/san-joaquin-marsh

Wednesday, May 13th 2026

Meet at 7:00am at the lower parking lot

Click on the Google link below to sign up for the field trip:

<https://docs.google.com/spreadsheets/d/1wO5LpuCJaBIG0RisnLxFBwa2P9f8ogpN31lle91dAgY/edit?usp=sharing>

Lunch @11:30am

The Bluffs outdoor food court

1302 - 1380 Bison Avenue, Newport Beach, CA 92660

(Chipotle, Jersey Mikes, Nick the Greek, Panda Express, Panera, Islands)

<https://www.irvinecompanyretail.com/centers/newport-beach/the-bluffs/>

The Marsh – by Eric Stogner

My approach to photographing at the marsh is to arrive just before or after sunrise. The sun is behind me and the wildlife is becoming active.



Great Blue Heron (May 18th 2024 8:28am)

The marsh is located on the Irvine water district property on the corner of university and campus drive in Irvine ca.


The early beginning of Sea & Sage Audubon located at the marsh dates back to 1946. Sea and Sage Audubon as we know it today began in 1957.



Roadrunner (Apr 27th 2024 8:47am)

My photographic adventures at the marsh began in 2007. I've photographed various birds, from sand pipers to raptors over many trips to the marsh.

The rarest bird I have photographed at the marsh was a Yellow Crown Night Heron in 2024.



Black Skimmer (June 28th 2022 5:19am)

The marsh is also home to small mammals such as, coyotes, racoons, skunks, and the very elusive bob cat.



Coyote (Dec 12th 2025 11:45am)

My first stop upon arrival at the marsh is to check out pond E in the lower parking lot to your right as you enter the Sea and Sage facility. My next stop is to drive over to the main parking area and “Gear up” and head west to pond 1. Leaving pond 1, I head east to pond B, which is behind The Sea and Sage buildings, then onto ponds D and C, which requires a left turn where the trails intersect.

June Assignment: Rows of Things

There's something compelling about a row of things. It could be the satisfying rhythm of repetition, the way our eye travels down a line, or the slight variations in what looks uniform at first glance. Whatever draws you to it, this month's assignment — Rows of Things — is an invitation to get out and notice the world's tendency to line things up.

Where to Start Looking

If you're not sure where to point your camera, here are some categories and ideas to get you started:

In the built environment — Think parking meters along a sidewalk, fence posts, telephone poles strung with wire, or seats in an empty stadium. Buildings themselves offer rows of windows, balconies, staircases, etc. Bridges, and parking garages are full of repeating structures.

In nature — Consecutive waves rolling toward the shore, a grove of trees, or reeds at the edge of a pond. Maybe where man influences nature in a vineyard, orchard, furrows in a plowed field or a row of something on someone's windowsill.

In everyday life — Grocery store shelves, shoes lined up by a door, chairs stacked at a café, or shopping carts corralled in a parking lot. The mundane is often where the most interesting rows hide.

At the market or in the kitchen — There are tons of things all lined up on display in a farmer's market, art fair or maybe things in your own fridge or pantry might be interesting.

People and animals — A line of people waiting, birds on a wire, ducks in a — well, you know.





Push Your Interpretation



Once you've got a few shots that seem obvious, see if you can stretch the idea a bit:

What makes a row? Does it have to be perfectly straight, or can it curve? Can it be implied rather than literal?

Try shooting the same row from different angles — straight on, from above, from the end looking down the length.

What happens when the row breaks? One missing tile, one tilted fence post, one bird facing the wrong way — sometimes the imperfection may create a story

Can you find a row that tells us something about time passing, or human habit, or another way we organize the world?



A Note Before You Head Out

The best rows might be ones you walk past every day without really seeing. This assignment is about training your eye to notice the pattern, rhythm, and repetition wherever you go. Bring your camera, take your time, and don't overlook the ordinary — rows of things have a way of being soothing and beautiful, so enjoy!

Most importantly, have fun!

SATURDAY, JUNE 20, 2026 FIELD TRIP

LYON AIR MUSEUM

Assignment: ROWS OF THINGS



LYON AIR MUSEUM

19300 Ike Jones Road
Santa Ana, CA 92707
Phone 714-210-4585

Hours: 10:00 AM to 4:00 PM every day
(except Holidays, Special Events or Museum Maintenance)

ADMISSION FEES

General: \$15
Ages 5-17: \$9
Under 5: Free
Seniors 60+ and Veterans: \$13

Google link to sign up for the field trip to Lyon Air Museum:

<https://docs.google.com/spreadsheets/d/1NkYC7XxQNOqJ8t-K4dyZ6AE6dLoIWZ3y4Oh0ii68az8/edit?usp=sharing>

Carpool: If you wish to carpool to Lyon Air Museum, meet at the south end of the AAA parking lot located on the northeast corner of Beach Blvd. and Stark Dr. at 9:30 AM.

Lyon Air Museum is located on the west side of John Wayne Airport. (see directions on page two)

Lunch – 1:00 PM -- **El Torito Grille**, 18512 MacArthur Blvd., Irvine, CA 92612 (**across from JW Airport**). Free parking behind the restaurant. For directions from Lyon Air Museum to El Torito Grille, see last page.

Lyon Air Museum

Founded by Major General William Lyon, Lyon Air Museum is located on the west side of John Wayne Airport in Orange County, California. Lyon Air Museum is collocated with Martin Aviation, an award winning jet, turbo-prop and piston-powered aircraft repair facility established in 1923 by famed aviation pioneer Eddie Martin. The Lyon Air Museum exhibit is comprised of authentic aircraft, rare vehicles and related memorabilia, with emphasis on the defining event of the 20th century – World War II. Through captivating and thought-provoking exhibits based in historical scholarship, visitors gain a better understanding of the important role the United States played in shaping world history.



TOURS

Although Lyon Air Museum is staffed with volunteer docents during regular hours of operation, they require prior arrangements be made for groups of 10 or more people in order to verify the type of group and provide an appropriate guide for a structured tour. Tours generally take about an hour, but vary based on group interest.

EXHIBITS

Lyon Air Museum has on exhibit some of the rarest operational aircraft and vehicles in the world. Docent-led tours take visitors for a walk through history as they stroll among the machines and artifacts that helped define the 20th century.



Directions to Lyon Air Museum:

FROM THE NORTH (LOS ANGELES AREA) 405 Freeway South, Exit Bristol South to Baker, about three blocks, and turn left on Baker. Continue East on Baker to the end. Crossing Airway Avenue, Baker becomes Ike Jones Road. Follow winding road to the end to arrive at Lyon Air Museum.

From 55 Freeway South, Exit Baker and turn left. Continue East on Baker to the end. Crossing Airway Avenue, Baker becomes Ike Jones Road. Follow winding road to the end to arrive at Lyon Air Museum.

FROM THE SOUTH (SAN DIEGO AREA) 405 North, Take 55 Freeway South to the first Exit at Baker. Turn Left on Baker. Continue East on Baker to the end. Crossing Airway Avenue, Baker becomes Ike Jones Road. Follow winding road to the end to arrive at Lyon Air Museum.

73 Toll Road North, Take 55 North and exit on Baker. Turn Right on Baker. Continue East on Baker to the end. Crossing Airway Avenue, Baker becomes Ike Jones Road. Follow winding road to the end to arrive at Lyon Air Museum.

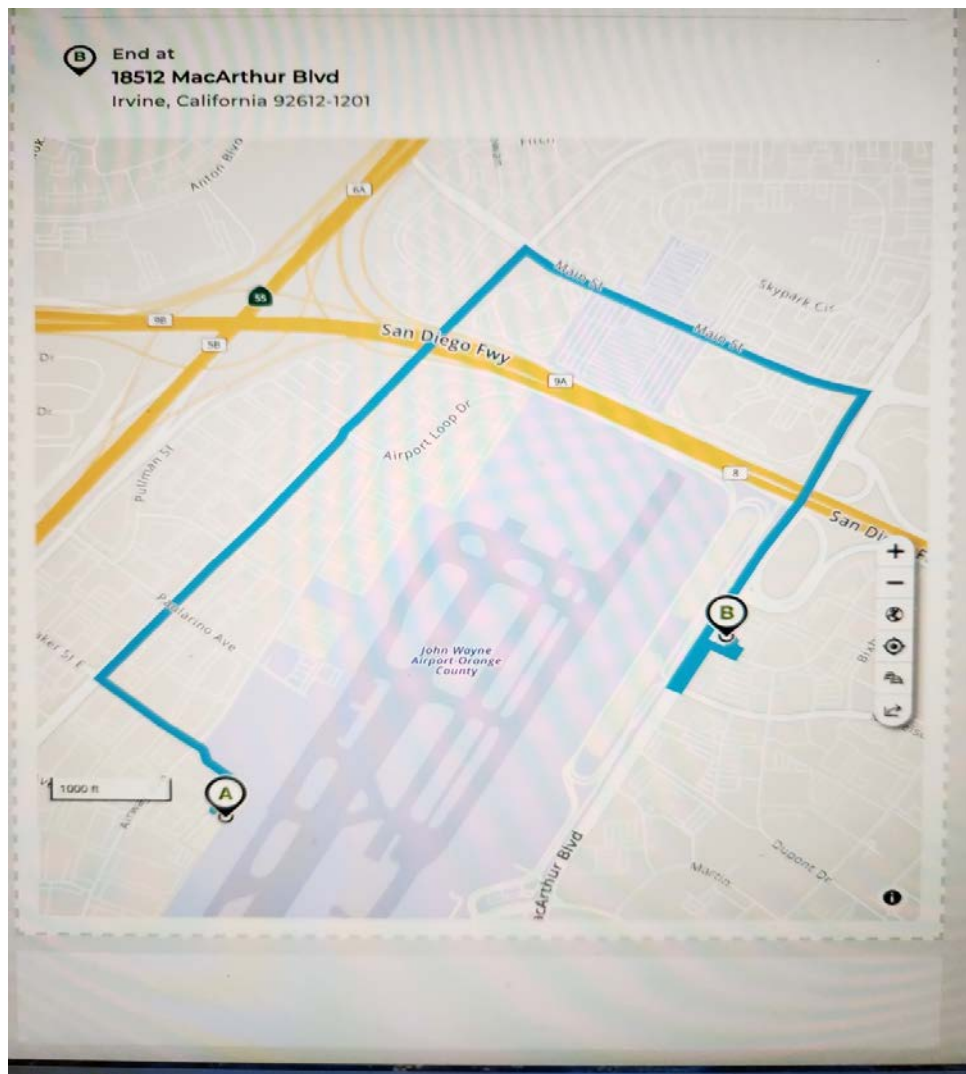




Photos by Kurt Bayless

Directions from Lyon Air Museum to El Torito Grille (across from John Wayne Airport):

https://www.mapquest.com/directions/print/LzEvZnJvbS91cy9jYWxpZm9ybmlhL3NhbnRhLWFuYS85MjcwNy8xOTMwMwC1pa2Utam9uZXMtZHitMzMuNjc0MDcsLTEXNy44NzI1OC90by91cy9jYWxpZm9ybmlhL2lydmLuZS85MjYxMi0xMjAxLzE4NTEyLW1hY2FydGh1ci1ibHZkLTMzLjY3OTAxLCOxMTcuODU5MTc/c2NoZWV1bGVUeXBIPWxlYXZILW5vdyZjdXJyZW50Um91dGVJbmlleD0w#goog_rewarded





**THROUGH OUR
Eyes**
PHOTOGRAPHY
EXHIBIT
May 7-28, 2026



Long Beach Senior Center
1150 E 4th St.
Long Beach, CA 90802
Room 107
Mon-Fri, 8:00 AM-4:30 PM
Sat, 10:00 AM-2:00 PM
Sun, Closed
(562) 570-3500




Artist's Reception
Thursday, May 7, 2026
11:00 AM-12:00 Noon
Long Beach Senior Center

*Supported by:
Long Beach Senior Center and
CSULB Osher Lifelong Learning Institute*

Rick Taketomo and some of his friends have a small exhibit (4 photographers) at the Long Beach Senior Center. Note the Artist's Reception is where they will be talking about themselves and their displayed photos, details below.

Kurt Bayless had three photos accepted for the 2026 Wings Over Bolsa calendar (<https://bclandtrust.org/blog/tag/wings-over-bolsa/>).



Rick Taketomo: Rick entered the following photo of a Vermillion Flycatcher to the Monarch Bay photo contest. While it did not win a prize, it is featured on their website

(<https://www.monarchbayplaza.com/photography-contest-submissions.html>)



Annette Globits sold a black and white photo from her Mannequin Series, “Star Spangled Mannequin” shown at the Art Lecture at the Oasis Senior Center.



PICTURE THIS

Jono Allen – Winner of the 2026 World Nature Photography Contest



Jono Allen is an Australian underwater photographer, freedive instructor, environmental scientist, marine megafauna guide and filmmaker dedicated to capturing powerful visuals to catalyse meaningful change for our oceans.

His work is driven by one motivation: to inspire positive action by facilitating meaningful connections with wildlife. He has gained extensive in field experience working with both terrestrial and marine megafauna across the world including; Kenya, Tonga, Mexico, Maldives, Indonesia, Azores, Fiji and the vibrant reefs of his ocean home in Australia.

Jono's life took an unexpected turn when he helped rescued an entangled whale shark in the Maldives together with a local friend and diver. Shortly afterwards he co-founded the Fuvahmulah Marine Foundation to help address plastic pollution and wildlife entanglement on the island and has since also become the Media Director of the Miyaru Programme. With a deep love for non-intrusive forms of research and expeditions, he is both a passionate freedive instructor and scuba diver.

Jono's work has been featured in world-class underwater photography competitions and publications.

Suggested PSOC Critique Guidelines

PSOC was founded as a platform for image sharing and supportive self-improvement. With the expanded utilization of outside professional photographers to critique the members' submitted images, that mission has evolved into a shared desire to become more proficient in the art and craft of photography.

It is the responsibility of those who critique to foster that desire and encourage and **teach** the members through that critique. The critique should be a careful review of the images accompanied by an **opinion** regarding the overall strength of the image, as well as an **opinion** regarding the artistic and technical aspects of the image presented. Although the spectrum of photographers showing images includes beginners as well as some who are very advanced, learning and growth should be encouraged at all levels. The following guidelines have been formulated to bring a consistency of format to the critiques. These are not checklists, just suggestions to help the critiquers help our members improve their photographic craft.

1. What is your overall first impression? What impact does the image have for you? What do you like about the photograph? **Be concise**. Remember you are teaching *all* the members as well as the contributing photographer.
2. What **constructive** comments can you make? How does the composition and framing work? How does your eye take in the elements of the image? What gets your attention, and why? Note use of techniques like "rule" of thirds, leading lines, framing, patterns, lighting choices, and other visual elements. What helpful comments can you make?
3. How do you see the technical and processing factors contributing to the image? This may include perspective, exposure, highlight detail, shadow detail, bright and dark areas, contrast; processing of color or black and white, luminescence, contrast, vignetting, dodging, burning, and cropping.
4. Make it clear that your comments are all **your opinion** on how **you** might do it differently, based on your experience, personal style, vision, and processing preferences. Other artists/photographers may often see the image differently.
5. How might you encourage the photographer? Remember, the photographer has a reason to show this work and obviously feels good about it. **You are encouraged to ask the photographer to comment on what they were seeing and expressing in the image. We would also like you to encourage the members in attendance to participate through questions and comments.**
6. Although the title slide for each member's submittal does not need to be critiqued, an outstanding title image can be *quickly* noted.
7. **Please be concise in your comments.** The meetings are scheduled for two hours, and there can often be well over 100 images submitted.

Wall Hangers



Tim Hogan



Nancy Phillips



Diane Fritz



Marilyn Hettick



Lee Gillham



Shelia McMillian