

PRESIDENT'S LETTER; December 2025



Hi all members!!

Just a short note to wish you and your loved ones the very best Holiday season.

Next thing on the PSOC Calendar:

The Holiday Party on the 4th!

Due to the holidays, we do not have any meetings in December.

Check out the **2026 calendar that is in this Newsletter** to see what is happening next year. We have scheduled the LENS meetings through March and the rest are being finalized to include some different speakers on various photography related topics. So... stay tuned!

I look forward to seeing you at **the Holiday party!**

All the best,

Susan

P.S., if you have not paid your dues... It is \$50 per person or \$75 per couple. Bring your check to the Party, OR...

Send your check to Dan Anderson, 5051 Linda Circle, Huntington Beach, CA 92649, or Zelle Dan (put "2026 Dues" in the message) at (714) 348-3210.

TABLE OF CONTENTS

President's Letter	1
Table of Contents.....	2
Monthly Events – Meetings, Assignment & Field Trip.....	3
2025 PSOC Calendar of Events & What to Show	4-5
PSOC Holiday Flyer	6-7
January Field Trip – Rancho Los Alamitos	11-12
January Shooting Assignment – Circles and Round Shapes.....	13-14
Member Celebrations – Congratulations	15-18
Picture This	19
Photo Critique Guideline	20
Wall Hangers	21-22

MONTHLY MEETINGS

HOLIDAY PARTY

Thursday: Dec 4th, 2025 @ 6:00PM

***** See the Holiday Party flyer in this newsletter *****

Note: No LENS or General Meeting in December.

2026 PSOC CALENDAR OF EVENTS (11/24/25)

JANUARY

S	M	T	W	Th	F	S
				1	2	3
4	5	6	7	8	9	10
11	12	13	14	15	16	17
18	19	20	21	22	23	24
25	26	27	28	29	30	31

- 01 New Year's Day**
15 LENS Mtg- Printing
Presenter- Barry Evans
22 Gen. Mtg-to be shown:
LA Farmer's Mkt/The Grove
Motion Photography
25 Field Trip- Rancho Los
Alamitos (tour)
Assignment- Circles/Round

JULY

S	M	T	W	Th	F	S
			1	2	3	4
5	6	7	8	9	10	11
12	13	14	15	16	17	18
19	20	21	22	23	24	25
26	27	28	29	30	31	

- 04 Independence Day**
16 LENS Mtg- TBD
Presenter- TBD
23 Gen. Mtg-to be shown:
Santa Monica Pier
Assignment- Rows of Things
12 Field Trip- Balboa Is.-Day/Nig.
Assignment- Shadows/Silhou.
25 PSOC Picnic (Sat)

FEBRUARY

S	M	T	W	Th	F	S
1	2	3	4	5	6	7
8	9	10	11	12	13	14
15	16	17	18	19	20	21
22	23	24	25	26	27	28

- 16 Presidents Day**
19 LENS Mtg- Career in Commercial Photography
Presenter- John Bare
26 Gen. Mtg-to be shown:
Rancho Los Alamitos
Assignment- Circles/Round
11 Field Trip- SD Zoo Safari Park
Assignment- Opposites

AUGUST

S	M	T	W	Th	F	S
						1
2	3	4	5	6	7	8
9	10	11	12	13	14	15
16	17	18	19	20	21	22
23	24	25	26	27	28	29
30	31					

- 19 World Photography Day**
20 LENS Mtg- TBD
Presenter- TBD
27 Gen. Mtg-to be shown:
Balboa Island-Day/Night
Assignment- Shadows/Silhou.
12 Field Trip- Lyon Air Museum
Assignment- Abstract/Pattern.

MARCH

S	M	T	W	Th	F	S
1	2	3	4	5	6	7
8	9	10	11	12	13	14
15	16	17	18	19	20	21
22	23	24	25	26	27	28
29	30	31				

- 17 St. Patrick's Day**
19 LENS Mtg- Capturing Emotions & Feelings in Images
Presenter- Art Ramirez
26 Gen. Mtg-to be shown:
San Diego Zoo Safari Park
Assignment- Opposites
14 Field Trip- Pow Wow CSULB
Assignment- Still Life

SEPTEMBER

S	M	T	W	Th	F	S
		1	2	3	4	5
6	7	8	9	10	11	12
13	14	15	16	17	18	19
20	21	22	23	24	25	26
27	28	29	30			

- 1-30 PSOC Library Show**
12 Library Reception (Sat)
07 Labor Day
17 Movie Night (Thur. LENS)
24 Gen. Mtg-to be shown:
Lyon Air Museum
Assignment- Abstract/Patterns
27 Field Trip- San Juan Capistrano
Assignment- Lazy/Peaceful

APRIL

S	M	T	W	Th	F	S
			1	2	3	4
5	6	7	8	9	10	11
12	13	14	15	16	17	18
19	20	21	22	23	24	25
26	27	28	29	30		

- April 23-26 - Field Trip to Lone Pine, CA**
05 Easter
09 LENS Mtg- TBD
Presenter- TBD
16 Gen. Mtg-to be shown:
Pow Wow Ceremony CSULB
Assignment- Still Life
11 Field Trip- China Town
Assignment- Urban/City Sts.

OCTOBER

S	M	T	W	Th	F	S
				1	2	3
4	5	6	7	8	9	10
11	12	13	14	15	16	17
18	19	20	21	22	23	24
25	26	27	28	29	30	31

- October 6-9 - Field Trip to Albuquerque, NM**
12 Columbus Day
15 LENS Mtg- TBD
Presenter- TBD
22 Gen. Mtg-to be shown:
San Juan Capistrano
Assignment- Lazy/Peaceful
24 Field Trip- Getty Villa (P.P.)
Assignment- Isolated Objects

MAY

S	M	T	W	Th	F	S
					1	2
3	4	5	6	7	8	9
10	11	12	13	14	15	16
17	18	19	20	21	22	23
24	25	26	27	28	29	30
31						

- 10 Mother's Day**
25 Memorial Day
21 LENS Mtg- TBD
Presenter- TBD
28 Gen. Mtg-to be shown:
Lone Pine overnight trip
China Town (DTLA)
Assignment- Urban/City Sts.
13 Field Trip- San Joaquin W.S.
Assignment- Forms in Nature

NOVEMBER

S	M	T	W	Th	F	S
1	2	3	4	5	6	7
8	9	10	11	12	13	14
15	16	17	18	19	20	21
22	23	24	25	26	27	28
29	30					

- 11 Veterans Day**
26 Thanksgiving
12 LENS Mtg- TBD
Presenter- TBD
19 Gen. Mtg-to be shown:
Albuquerque overnight trip
Getty Villa (Pacific Palisades)
Assignment- Isolated Objects
21 Field Trip- Antique G&SE Mus.
Assignment- Blue and/or Red

JUNE

S	M	T	W	Th	F	S
	1	2	3	4	5	6
7	8	9	10	11	12	13
14	15	16	17	18	19	20
21	22	23	24	25	26	27
28	29	30				

- 21 Father's Day**
18 LENS Mtg- TBD
Presenter- TBD
25 Gen. Mtg-to be shown:
San Joaquin Wildlife Sanct.
Assignment- Forms in Nature
28 Field Trip- Santa Monica Pier
Assignment- Rows of Things

DECEMBER

S	M	T	W	Th	F	S
		1	2	3	4	5
6	7	8	9	10	11	12
13	14	15	16	17	18	19
20	21	22	23	24	25	26
27	28	29	30	31		

- NO LENS OR GENERAL MTGS.**
04 Hanukkah
25 Christmas
03 PSOC Holiday Party
Show candid shots of members in 2026.
January 28, 2027 Gen. Mtg.:
Show Antique Gas & Steam Eng. Museum & Blue and/or Red.

2026 PSOC What to Show at General Meetings (11/24/25)

This chart shows the dates of general meetings and what to show at each meeting. Pictures for any assignment can be taken anytime during the year-end 2025 and year 2026, as long as the images fit the assignment for the meeting in which you are showing them. We ask members to submit current work for the meeting critiques. Assignments are planned so as to be coordinated with field trip locations. Pictures taken on field trips need not be assignment-related in order to be shown for critique at the meetings.

<u>DATE OF MEETING</u>	<u>FIELD TRIP TO SHOW</u>	<u>ASSIGNMENT TO SHOW</u>
January 22nd	LA Farmer's Market/The Grove	Motion Photography
February 26th	Rancho Los Alamitos/Long Beach	Circles/Round Shapes
March 26th	San Diego Zoo Safari Park/Escondido	Opposites
April 16th	Pow Wow Ceremony/CSULB	Still Life
May 28th	China Town/DTLA AND <u>Spring Overnight Trip – Lone Pine</u>	Urban/City Streets
June 25th	San Joaquin Wildlife Sanctuary/Irvine	Forms in Nature
July 23rd	Santa Monica Pier	Rows of Things
August 27th	Balboa Is.-Day-Night/Corona del Mar	Shadows/Silhouettes
September 24th	Lyon Air Museum/JW Airport	Abstract/Patterns
October 22nd	San Juan Capistrano	Lazy/Peaceful
November 19th	Getty Villa/Pacific Palisades AND <u>Fall Overnight Trip – Albuquerque</u>	Isolated Objects
December 3rd	PSOC Holiday Party (Greenbrook Clubhouse)	Candid shots of PSOC members on field trips & other events in 2026
Jan. 28, 2027	Antique Gas & Steam Engine Museum/Vista	Blue and/or Red

2025 PSOC HOLIDAY PARTY

THURSDAY, DECEMBER 4th

6:00 to 9:00 PM

6:00-7:00 - social hour; 7:00-8:00 - dinner;
8:00-8:30 - dessert, slideshow and table centerpiece raffle;
8:30-9:00 – gift card drawing by the fireplace

GREENBROOK CLUBHOUSE

18222 Santa Joanana, Fountain Valley (see attached map)


PRICE: \$25 PER PERSON

(Reservations and payments are due by Wednesday, November 26th)

Dinner will be a catered buffet which includes:
Herb Roasted Chicken, Vegetable Lasagna, Garlic Mashed Potatoes
with gravy, Sauteed Green Beans, Yams, Stuffing, Dinner Rolls
Holiday Cookies

The club will provide beverages, coffee, wine and some desserts.

* You're welcome to bring a special dessert to share with others.



The club will not have a gift exchange this year!

A raffle will be held for table centerpieces, and there
will also be a drawing for a chance to win gift cards.

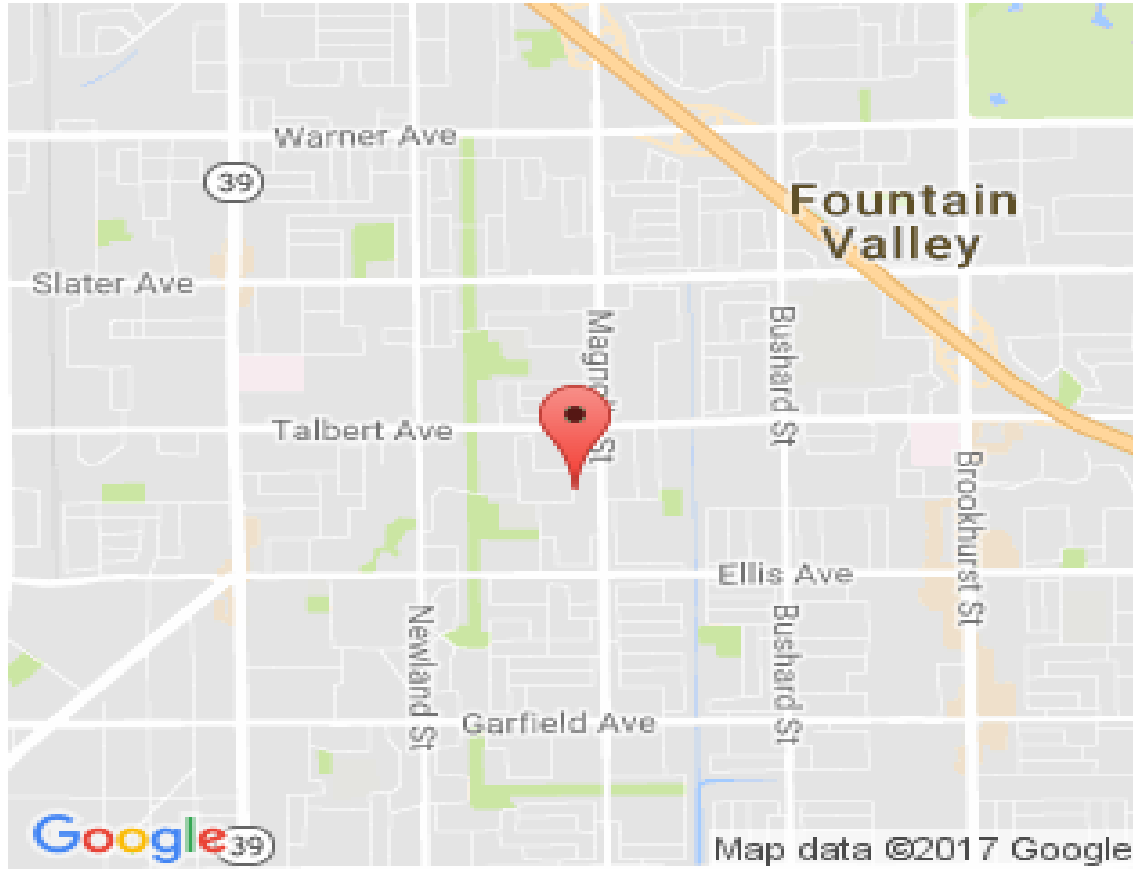
Click Google Link below to Sign Up:

<https://docs.google.com/spreadsheets/d/1yvIKYDT5KJeSJWHIJuHMTaXyJKgx7xJjeKqifZ40i8o/edit?usp=sharing>

**Please mail your check (payable to PSOC; ref. Holiday Party) to Dan
Anderson at 5051 Linda Circle, Huntington Beach, CA 92649**

Click on Map weblink below:

<https://local.yahoo.com/info-21070360-greenbrook-homeowners-association-fountain-valley>



*Greenbrook Clubhouse
18222 Santa Joanana St.
Fountain Valley, CA 92708*



January 2026 Field Trip

Rancho Los Alamitos
6400 East Bixby Hill Road, Long Beach CA 90815

Date: **Sunday January 25, 2026**
Hours: **1:00 P.M. – 5:00 P.M.**

Information: **(562) 431-3541**
<https://www.rancholosalamitos.org/>

Assignment:
Circles & Round Shapes

Parking and Admission

Parking and Admission are “free.” There is LIMITED parking spaces available. Carpooling is encouraged, but not required.

1. Enter at the Bixby Hill residential security gate at the intersection of E. Anaheim Road & Palo Verde Ave. Note: Be sure to tell them you’re visiting the Rancho.
2. Drive up the hill and find Rancho Los Alamitos at the top. Park in the visitor lot.
3. When you arrive, the check-in desk is in the Rancho Center.

Lunch

Marri's Pizza and Italian Restaurant - 11:30 A.M.

6436 Stearns St., Long Beach CA 90815 (southeast corner of Stearns & Palos Verde)

Information: (562) 596-5771

Carpool

Meet at 11:00 A.M. at the south end of the AAA parking lot located on the northeast corner of Beach Boulevard and Stark Drive in Huntington Beach.

Guided Tours

Sign up for Docent-Guided Tours of the Ranch House - Explore the Rancho's history with a knowledgeable guide.

Visitors can reserve a 1-hour, docent-guided tour at 1:00, 2:00, 3:00, or 4:00 pm. Walk-in tours are available as space permits. Masks are optional, but encouraged on tours. All are welcome.

*** PSOC will arrange for a guided tour at 1:00 P.M. (max. 10 people)**

Photography for Personal Use

Rancho Los Alamitos is a beautiful and rare open space in Long Beach, making it a popular place for taking photos. Photography during open hours is welcomed to small groups (six or less) and limited to personal cameras (no tripods).

To maximize guest experience, uphold our values as a historical site, and prioritize safety, we kindly ask that our photography policy is followed.



History of the Rancho

Rancho Los Alamitos, the “Ranch of the Little Cottonwoods,” is a Long Beach City Landmark and twice-listed on the National Register of Historic Places. The Rancho is located on Tongva-Gabrielino land known as “Povuun’nga.” From the Tongva people who lived and gathered at Povuun’nga through waves of newcomers from Spain, Mexico, the United States, and more, the site has nurtured a great diversity of peoples and cultures over thousands of years. Today, the 7½-acre site includes four acres of nationally significant historic gardens, a ranch house (1790-1933), and a restored barnyard of the early 20th-century working ranch.

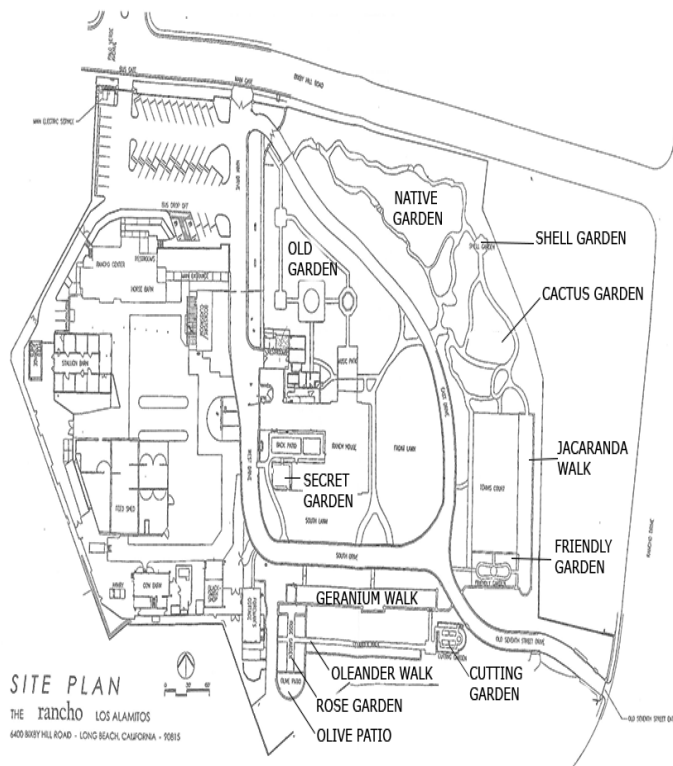
The Nieto family built an adobe on a hilltop near the location of Povuu'nga sometime between 1790-1834. It is believed the adobe sheltered vaqueros and horses at this outpost location on the Nietos' sprawling ranch land. The hilltop provided superior views of the surrounding terrain, as well as excellent drainage for vulnerable adobe structures. But the most valuable resource of all was the fresh-water spring near the base of the hill.

The decade of the 1920s when Florence Bixby developed her gardens at Rancho Los Alamitos was one of the most prolific and important periods for the creation of large and medium-sized gardens in Southern California. The large fortunes made from the movie industry, oil discovery and real estate ventures encouraged flamboyance and conspicuous consumption. A combination of available money, nurseries specializing in a wide variety of exotic plant material, skilled gardeners (often trained in Europe), fine building craftsmen, and innovative landscape designers created unparalleled conditions for the development of beautiful and expressive gardens.

Rancho Los Alamitos stands apart from the obvious opulence of many estates of the period. In 1932, Marian Cran, the English garden writer, celebrated Rancho Los Alamitos as a rare example of a "pioneer home" in California. Her sensitive appreciation of Florence Bixby's gardens emphasizes their understated elegance.

The existing gardens were created between 1920 and 1936 and while such notable designers as the Olmsted Brothers Firm, Florence Yoch, and Paul Howard were involved, the guiding influence is clearly that of Florence Bixby. The gardens at Rancho Los Alamitos eloquently express the personality of their creator, Florence Green Bixby, a modest, inward-looking woman who was never quite able to embrace the robust, ranching activity so loved by her husband. Photographic evidence indicates that there were no really rare or difficult-to-maintain plantings in Florence Bixby's garden. Rather, in developing her gardens, she attempted to "civilize" the area around the rambling adobe ranch house in a way that complemented the home and expressed her own taste and interests.

Florence Bixby's elegant gardens are notable for the way in which they extend a modest domestic tranquility into the garden. The restrained plant palette in combination with the beautifully dimensioned spaces give quiet strength and character to the garden. Created in an age of flamboyance, the gardens at Rancho Los Alamitos represent a remarkable personal aesthetic, sensitive to the traditions and scale of the past, and at ease with the relaxed dictates of outdoor living.



RANCHO LOS ALAMITOS SITE ETIQUETTE

Look but don't touch livestock, artifacts, or other structures

Preserve our Moreton Bay Fig trees by staying off their roots

Service animals are welcome; no pets allowed

Eat before entry; only water is allowed on site

Stay on garden paths

Footwear required at all times

Personal, vacation-style photography only; no photo or video in the Ranch House

RLA is smoke- and vape-free

During your visit, wander garden trails, learn from knowledgeable docents and volunteers, meet the barnyard's resident livestock (horses, sheep, goats, chickens, and ducks), and explore California history.

The Rancho's mission is to inspire a sense of community by educating and engaging visitors with its rich history, compelling stories, and authentic connections to California's past.



All photos by Kurt Bayless

January 2026 Assignment – Circles and Round Shapes

To be shown at the February 2026 general meeting

By Susan Bouet

As always, our monthly assignment is designed to inspire you to get out and photograph! This month, the assignment is about **Circles and Round Shapes**. Below are some ideas to get you thinking!


Use Compositional “Rules”

- **Frame:** shoot through circular openings (pipes, rings, tunnels)
- **Repetition:** multiple circles creating patterns
- **Rule of thirds:** place your circle at intersection points
- **Negative space:** isolate a single circle against minimal background
- **Leading lines:** curves that guide the eye through the image
- **Try different perspectives:** close-up, looking down, looking up
- **Play with color** – mono or complimentary, etc.
- **More** – Reflections, Shadows, Suggests a circle or round object.



Places

- **Nature** – Trees, Flowers, Water ripples, Cut Fruit, Moon, Sun, Plants, Animals
- **Architecture** – Buildings, Staircases, Windows, Domes, Rotundas, Manhole covers, Balconies, Light fixtures, Silos, Water towers
- **Urban & Street** – Bicycle wheels, Parts of Cars, Lights, Food, Clocks
- **Abstract & Artistic** – Light painting, Bubbles, Reflections, Cans, Shadows
- **Human Element** – Sports balls, Musical instruments, Round glasses/sunglasses, Man Made



Settings to Experiment With:

- **Shallow depth of field** (f/1.8-2.8): blur background, sharp circle
- **Deep depth of field** (f/11-16): layers of circles all in focus
- **Slow shutter** (1-30 seconds): light trails in circles, spinning objects
- **Fast shutter** (1/500+): freeze motion of rolling/bouncing balls


Remember: The best photographs tell a story or evoke emotion. Try to avoid just documenting circles and find the ones that have **character, context, and meaning!** If you are drawn to a particular circle or round thing, that's when to press the shutter!





Our Members Have Been Busy with Great Accomplishments

Kurt Bayless had three photos accepted for the 2026 Wings Over Bolsa calendar (<https://bclandtrust.org/blog/tag/wings-over-bolsa/>).



Rick Taketomo: Rick entered the following photo of a Vermillion Flycatcher to the Monarch Bay photo contest. While it did not win a prize, it is featured on their website (<https://www.monarchbayplaza.com/photography-contest-submissions.html>)



Jennie Breeze: Has two photos being shown by the Anaheim Art Association at the Muzeo Museum.



Hsi Lai Buddhist Temple



Featherly Heaven


Anaheim Art Association
61st Annual Open Juried Art Exhibition
at the
MUZEUM MUSEUM
and
Cultural Art Center
«Carnegie Building»
241 S. Anaheim Blvd, Anaheim, CA.

Opening Date Reception:
September 13th from 4 to 6pm
Ending: October 26, 2025
Open Wednesday - Sunday - 11:00am to 5:00pm
Closed Mondays & Tuesdays
Photography by Jennie Breeze
website: jennie-breeze.pixels.com


Cheryl Del Toro has two photos being shown by the Anaheim Art Association at the Muzeo Museum. Cheryl got an honorable mention for the Macaws.

Anaheim Art Association 
61st Annual Open Juried Art Competition
Sept. 13, 2025 - Oct. 26, 2025

Located at the **MUZEUM Museum & Cultural Art Center**
In the Carnegie Building
241 S. Anaheim Blvd., Anaheim, CA



Who are You?
blue & yellow macaw parrots



Glacier Close Up
Hubbard Glacier, Alaska

RECEPTION:
Saturday, Sept. 13, 2025
4:00 - 6:00 pm

Muzeo Hours
Saturday 11 AM-5 PM
Sunday 11 AM-5 PM
Monday Closed
Tuesday Closed
Wednesday 11 AM-5 PM
Thursday 11 AM-5 PM
Friday 11 AM-5 PM

Photography by Cheryl Del Toro
cheryl-del-toro.pixels.com

... and three more at our very own “Upstairs Gallery” show, details below.

**Photographic Society of Orange County
Sept 2025 Upstairs Gallery Show**

**Huntington Beach Central Library
7111 Talbert Avenue
Huntington Beach**

Exhibition Dates: Sept 1-30, 2025

RECEPTION:

Saturday, Sept 13th from 6:30 – 8:30 PM

Upstairs Gallery Hours:

Monday 1 PM - 9 PM

Tuesday - Thursday 9 AM - 9 PM

Friday 9 AM - 5 PM

Saturday 9 AM - 5 PM, Sunday 12 PM - 5 PM



Palms at Sunset



Glacier Close Up






Chinese Garden

Photography by Cheryl Del Toro
Artist/Photographer

cheryl-del-toro.artistwebsites.com

Annette Globits has two photos accepted to the Costa Mesa Art Venture (<http://www.artventurecm.com>). SEPTEMBER 13-27 2025. At the Norma Hertzog Community Center, 1845 Park Avenue, Costa Mesa.



The following members have their images published in the *new* 2025 Wings Over Bolsa calendar:

- Carol Calkins – 2 images (1 image is the back cover)
- Donna Stogner – 1 image
- Eric Stogner – 1 image
- Kurt Bayless – 3 images



Kurt's photo "Elegant Terns" is the May main page in the 2025 Bolsa Chica Conservancy calendar.



Jan-Steven Merson

Jan published his first book: "Walking Scotland" – A Street & Landscape Photography Book.

<https://www.photomanjan.com/book>

Excerpt: *"Walking serves as the foundation of street photography allowing for authentic candid moments. While my primary focus is street photography, I also appreciate the beauty of*

Scotland's majestic landscapes, as well as those found in other countries. "

Colleen Bevacqua sold a large format photo of her Tanzania elephants.





PICTURE THIS

MICHAEL JORDAN, 1984
(Photograph by Jacobus “Co” Rentmeester)

It may be the most famous silhouette ever photographed. Shooting Michael Jordan for LIFE in 1984, Jacobus “Co” Rentmeester captured the basketball star soaring through the air for a dunk, legs split like a ballet dancer’s and left arm stretched to the stars.

A beautiful image, but one unlikely to have endured had Nike not devised a logo for its young star that bore a striking resemblance to the photo. Seeking design inspiration for its first Air Jordan sneakers, Nike paid Rentmeester \$150 for temporary use of his slides from the LIFE shoot. Soon, “Jumpman” was etched onto shoes, clothing and bedroom walls around the world, eventually becoming one of the most popular commercial icons of all time.

With Jumpman, Nike created the concept of athletes as valuable commercial properties unto themselves. The Air Jordan brand, which today features other superstar pitchmen, earned \$3.2 billion in 2014.

Rentmeester, meanwhile, has sued Nike for copyright infringement. No matter the outcome, it’s clear his image captures the ascendance of sports celebrity into a multibillion-dollar business, and it’s still taking off.




Suggested PSOC Critique Guidelines

PSOC was founded as a platform for image sharing and supportive self-improvement. With the expanded utilization of outside professional photographers to critique the members' submitted images, that mission has evolved into a shared desire to become more proficient in the art and craft of photography.

It is the responsibility of those who critique to foster that desire and encourage and **teach** the members through that critique. The critique should be a careful review of the images accompanied by an **opinion** regarding the overall strength of the image, as well as an **opinion** regarding the artistic and technical aspects of the image presented. Although the spectrum of photographers showing images includes beginners as well as some who are very advanced, learning and growth should be encouraged at all levels. The following guidelines have been formulated to bring a consistency of format to the critiques. These are not checklists, just suggestions to help the critiquers help our members improve their photographic craft.

1. What is your overall first impression? What impact does the image have for you? What do you like about the photograph? **Be concise**. Remember you are teaching *all* the members as well as the contributing photographer.
2. What **constructive** comments can you make? How does the composition and framing work? How does your eye take in the elements of the image? What gets your attention, and why? Note use of techniques like "rule" of thirds, leading lines, framing, patterns, lighting choices, and other visual elements. What helpful comments can you make?
3. How do you see the technical and processing factors contributing to the image? This may include perspective, exposure, highlight detail, shadow detail, bright and dark areas, contrast; processing of color or black and white, luminescence, contrast, vignetting, dodging, burning, and cropping.
4. Make it clear that your comments are all **your opinion** on how **you** might do it differently, based on your experience, personal style, vision, and processing preferences. Other artists/photographers may often see the image differently.
5. How might you encourage the photographer? Remember, the photographer has a reason to show this work and obviously feels good about it. **You are encouraged to ask the photographer to comment on what they were seeing and expressing in the image. We would also like you to encourage the members in attendance to participate through questions and comments.**
6. Although the title slide for each member's submittal does not need to be critiqued, an outstanding title image can be *quickly* noted.
7. **Please be concise in your comments.** The meetings are scheduled for two hours, and there can often be well over 100 images submitted.


Wall Hangers



Deniz Gillham



Nancy Phillips



Lee Gillham



Steve Lichtenberger



Jo Ann Johnson



Marilyn Hettick



Mike Whitmore



Cheryl Del Toro