

## PRESIDENT'S LETTER; April 2025



Hi everyone!

You most likely saw a recent email where we offered some ideas and asked for your ideas to make the club better and to ultimately grow the club. After all...

"If you're not growing, you're dying."

(attributed to William S. Burroughs)

Thank you for all your replies and offers to help.

AND, a BIG thank you to all our generous members who contributed a little or a lot to help purchase a much needed new projector. As you probably know, our old one went to the great projector heaven in the sky a few weeks ago. Without a projector, we cannot show everyone's photos, so... kind of a big deal.

We also owe many thanks to Barry Evans for letting us borrow a projector from Samy's Camera to fill in until we can get one.

I am excited about all the possibilities and renewed energy in the club and look forward to what we can create to enhance our experience in the club and our fun and expertise in photography!

### Here's what's happening in April.

- LENS meeting is April 17th  
Eric Stogner has offered to share some of his tips for wildlife photography. If you have seen his work, you know you will want to be there to learn!
- General Meeting is April 24th  
Show Field Trip – Hsi Lai Buddhist Temple  
Show Assignment – Architecture

Make sure you enter some photos for critique in April. It is a great way to learn and improve your photography. Besides, everyone wants to see your photos! You can go to our website [psoc.net](http://psoc.net) and look for all the instructions. The deadline to enter is on **the Tuesday before the general meeting at 6pm**. So this month is April 22nd.

Take care and have fun photographing whatever makes you happy!

See you soon,

*Susan*

## TABLE OF CONTENTS

President's Letter .....	1
Table of Contents.....	2
Monthly Events – Meetings, Assignment & Field Trip.....	3
2025 PSOC Calendar of Events & What to Show .....	4-5
Spring 2025 Overnight Field Trip to Palm Springs .....	6-9
April Assignment-Visual Juxtaposition.....	10-18
April 12 <sup>th</sup> Field Trip-Bolsa Chica Wetlands .....	19-21
May Assignment-Journalism Telling a Story.....	23-25
May 7 <sup>th</sup> Field Trip-Old Town Orange .....	26-28
Member Accomplishments.....	29-30
Picture This.....	31
Photo Critique Guideline .....	32
Wall Hangers .....	33-34

## MONTHLY MEETINGS

### APRIL LENS MEETING INFO

Thursday: April 17, 2025 @ 7:00 PM

**Photographing Wildlife** will be the topic for this month's LENS meeting. **Eric Stogner** will present.

### APRIL GENERAL MEETING INFO

Thursday: April 24, 2025 @ 7:00 PM

The General Meeting will be held on April 24, 2025 at 7:00 p.m. **Architecture** will be the topic to show for critique. Pictures from **Hsi Lai Buddhist Temple** field trip or other images in the category will be shown and critiqued. **John Bare** will critiquer.

*PLEASE NOTE: All Members in good standing are encouraged to email up to three images, plus a title photo, to the Digital Show Team at PSOCphoto@gmail.com on or before Tuesday, 6:00 p.m. the week of the show. The deadline is important because the Digital Show Team needs time to prepare all the images for showing. For instructions on submitting your images, see "Digital Files" at our PSOC website. Images must comply with instructions to fit our digital media. Images late or not in compliance will be returned with an explanation.*

### APRIL 2025 ASSIGNMENT -- JUXTPOSITION

Visual juxtaposition is inquiry through contrast, facilitated by the side-by-side positioning of two images, or images and text."

\*\*\* See Jeffrey Sward's April assignment write-up in this newsletter \*\*\*

### SATURDAY- APRIL 12, 2025 FIELD TRIP

"Bolsa Chica Wetlands"

Many of our members know this place because Bolsa Chica is a local treasure and a photographer's paradise.

\*\*\* See Kurt Bayless' April field trip write-up in this newsletter \*\*\*

# 2025 PSOC CALENDAR OF EVENTS (Rev. 3/28/25)

## JANUARY

S	M	T	W	Th	F	S
			1	2	3	4
5	6	7	8	9	10	11
12	13	14	15	16	17	18
19	20	21	22	23	24	25
26	27	28	29	30	31	

16 LENS Mtg- **Cell Phones**  
Presenter- **Joanna C/Nancy P**

23 General Mtg-to be shown:  
**Laguna Bch/Crystal Cove**  
**Night Photography**

25 Field Trip- **Santa Ana Zoo**  
Assignment- **Your Initials**

## JULY

S	M	T	W	Th	F	S
		1	2	3	4	5
6	7	8	9	10	11	12
13	14	15	16	17	18	19
20	21	22	23	24	25	26
27	28	29	30	31		

17 LENS Mtg- **Motion Tech.**  
Presenter- **Jeffrey Sward**

24 General Mtg-to be shown:  
**South Coast Botanic Garden**  
**Open Subject**

26 PSOC Picnic (Sat)

13 Field Trip- **The Broad Mus.**  
Assignment- **Simplicity**

## FEBRUARY

S	M	T	W	Th	F	S
						1
2	3	4	5	6	7	8
9	10	11	12	13	14	15
16	17	18	19	20	21	22
23	24	25	26	27	28	

20 LENS Mtg- **Architecture**  
Presenter- **John Bare**

27 General Mtg-to be shown:  
**Santa Ana Zoo**  
**Your Initials**

08 Field Trip- **Shoreline Village**  
Assignment- **Golden/Blue Hour**

## AUGUST

S	M	T	W	Th	F	S
					1	2
3	4	5	6	7	8	9
10	11	12	13	14	15	16
17	18	19	20	21	22	23
24	25	26	27	28	29	30
31						

21 LENS Mtg- **Even. w/Experts**  
Presenter- **Barry E/John B**

28 General Mtg-to be shown:  
**The Broad Museum**  
**Simplicity**

13 Field Trip- **Oceanside Harbor**  
Assignment- **PCH Sights**

## MARCH

S	M	T	W	Th	F	S
						1
2	3	4	5	6	7	8
9	10	11	12	13	14	15
16	17	18	19	20	21	22
23	24	25	26	27	28	29
30	31					

20 LENS Mtg- **Macro Tech.**  
Presenter- **Barry Evans**

27 General Mtg-to be shown:  
**Shoreline Village/Qn Mary**  
**Golden Hour/Blue Hour**

15 Field Trip- **Buddhist Temple**  
Assignment- **Architecture**

## SEPTEMBER

S	M	T	W	Th	F	S
	1	2	3	4	5	6
7	8	9	10	11	12	13
14	15	16	17	18	19	20
21	22	23	24	25	26	27
28	29	30				

1-30 PSOC Library Show  
13 Library Reception (Sat)

18 LENS Mtg- **Crit. Own Image**  
Presenter- **John Bare**

25 General Mtg-to be shown:  
**Oceanside Harbor/Pier**  
**Pacific Coast Hwy Sights**

21 Field Trip- **S.C. Railway Mus.**  
Assignment- **Aband./Weath.**

11 Movie Night (Thur)

## APRIL

S	M	T	W	Th	F	S
		1	2	3	4	5
6	7	8	9	10	11	12
13	14	15	16	17	18	19
20	21	22	23	24	25	26
27	28	29	30			

April 3-6 – Field Trip to  
**Palm Springs, CA**

17 LENS Mtg- **Photo. Wildlife**  
Presenter- **Eric Stogner**

24 General Mtg-to be shown:  
**Hsi Lai Buddhist Temple**  
**Architecture**

12 Field Trip- **Bolsa Chica Wet.**  
Assignment- **Juxtaposition**

## OCTOBER

S	M	T	W	Th	F	S
			1	2	3	4
5	6	7	8	9	10	11
12	13	14	15	16	17	18
19	20	21	22	23	24	25
26	27	28	29	30	31	

October 2-5 – Field Trip to  
**San Diego, CA**

16 LENS Mtg- **Photo. Your Life**  
Presenter- **Art Ramirez**

23 General Mtg-to be shown:  
**Southern CA Railway Museum**  
**Abandoned/Weathered/Rusty**

25 Field Trip- **SD Balboa Park**  
Assignment- **High/Low Key**

## MAY

S	M	T	W	Th	F	S
				1	2	3
4	5	6	7	8	9	10
11	12	13	14	15	16	17
18	19	20	21	22	23	24
25	26	27	28	29	30	31

15 LENS Mtg- **Mat Cutting**  
Presenter- **Jeffrey Sward**  
**Framing & Mounting**

Presenter- **Dan Anderson**

22 General Mtg-to be shown:  
**Bolsa Chica Wetlands**  
**Juxtaposition**

07 Field Trip- **Old Town Orange**  
Assignment- **Journalism -**  
**Telling a Story**

## NOVEMBER

S	M	T	W	Th	F	S
						1
2	3	4	5	6	7	8
9	10	11	12	13	14	15
16	17	18	19	20	21	22
23	24	25	26	27	28	29
30						

13 LENS Mtg- **Tech./Equip.**  
Presenter- **Bill Wade**

20 General Mtg-to be shown:  
**San Diego Balboa Park**  
**High Key/Low Key**

15 Field Trip- **LA Farmer's**  
**Market/The Grove**  
Assignment- **Motion**

## JUNE

S	M	T	W	Th	F	S
1	2	3	4	5	6	7
8	9	10	11	12	13	14
15	16	17	18	19	20	21
22	23	24	25	26	27	28
29	30					

19 LENS Mtg- **What Makes a**  
**Great Image**

Presenter- **Art Ramirez**

26 General Mtg-to be shown:  
**Old Towne Orange**  
**Journalism-Telling a Story**

21 Field Trip- **S.C. Botanic Grd.**  
Assignment- **Open Subject**

## DECEMBER

S	M	T	W	Th	F	S
	1	2	3	4	5	6
7	8	9	10	11	12	13
14	15	16	17	18	19	20
21	22	23	24	25	26	27
28	29	30	31			

**NO LENS OR GENERAL MTGS.**

14 Hanukkah

25 Christmas

04 PSOC Holiday Party  
**Show candid shots of**  
**members in 2025**

**January 22, 2026 General Mtg.:**  
**Show "LA Farmer's Market/**  
**The Grove" & "Motion."**



## **2025 PSOC....What to Show at General Meetings (Rev. 3/28/25)**

This chart shows the dates of general meetings and what to show at each meeting. Pictures for any assignment can be taken anytime during the year-end 2024 and year 2025, as long as the images fit the assignment for the meeting in which you are showing them. We ask members to submit current work for the meeting critiques. Assignments are planned so as to be coordinated with field trip locations. Pictures taken on field trips need not be assignment-related in order to be shown for critique at the meetings.

<b><u>DATE OF MEETING</u></b>	<b><u>FIELD TRIP TO SHOW</u></b>	<b><u>ASSIGNMENT TO SHOW</u></b>
January 23rd	Laguna Beach/Crystal Cove	Night Photography
February 27th	Santa Ana Zoo	Your Initials
March 27th	Shoreline Village/Queen Mary/ Aquarium of the Pacific	Golden Hour/Blue Hour
April 24th	Hsi Lai Buddhist Temple	Architecture
May 22nd	Bolsa Chica Wetlands  <i>AND</i> <b><u>Spring Overnight Trip – Palm Springs</u></b>	Juxtaposition
June 26th	Old Towne Orange	Journalism-Telling a Story
July 24th	South Coast Botanic Garden	Open Subject
August 28th	The Broad Museum	Simplicity
September 25th	Oceanside Harbor/Pier/ Top Gun House	Pacific Coast Hwy Sights
October 23rd	Southern CA Railway Museum	Abandoned/Weathered/Rusty
November 20th	San Diego Balboa Park/Zoo  <i>AND</i> <b><u>Fall Overnight Trip – San Diego</u></b>	High Key/Low Key
December 4th	<b>PSOC Holiday Party</b> (Greenbrook Clubhouse)	Candid shots of PSOC members on field trips & other events in 2025
Jan. 22, 2026	LA Farmer's Market/The Grove	Motion

**PSOC Spring Overnight Field Trip**  
**Palm Springs, CA**  
**April 3-6, 2025**



The Living Desert

Palm Springs is an international tourist destination year-round. It lies in the Coachella Valley, at the foot of Mt. San Jacinto, which rises to 10,804 feet. The area originally was inhabited by Cahuilla Indians; it was known to the Spanish as Agua Caliente (“Hot Water”) for its hot springs. Palm Springs downtown holds a Thursday Street Fair with craft and food booths, and live music during the Spring season.

We will be staying three (3) nights at the **Holiday Inn Express & Suites Rancho Mirage** from Thursday-April 3<sup>rd</sup> to Sunday-April 6<sup>th</sup>, 2025. The room rates are: **1 king bed is \$517.30 for 3 nights (taxes included)** and **2 queen beds is \$585.22 for 3 nights (taxes included)**. We’ve reserved a block of 15 rooms for PSOC members & guests - **six** King rooms and **nine** Double Queen rooms. Check-in is 3:00 pm and Check-out is 12:00 noon. The hotel will hold the PSOC block of rooms until **March 3, 2025**. Don’t wait too long to make your reservation. It’s a popular hotel.

To reserve a room, please call the hotel’s reservation desk at **(760) 340-5516**. Be sure to tell them you’re with the Photographic Society of Orange County (PSOC) in order to receive our special room rates. Reference Block Code “PSO.” The hotel requires a major credit card to guarantee your reservation. If you decide to cancel your room reservation, your deposit is fully refundable at least 24 hours (by 6:00 pm PST) prior to arrival. The hotel provides all guests with a “complimentary” hot breakfast buffet every morning.

The **Holiday Inn Express & Suites Rancho Mirage** is located at 71-730 Highway 111, Rancho Mirage, CA 92270. All of the rooms feature complimentary newspaper, complimentary parking with no resort fees, high speed wireless internet, coffee maker, microwave and refrigerator. There’s an outdoor pool and jacuzzi, a fitness center, and access to copy and fax machines in the business center.

**How to get to the Holiday Inn Express & Suites Rancho Mirage:** Drive approx. 2 hours via I-10 Freeway Eastbound. Take the Bob Hope Drive exit off I-10 and drive south toward Hwy 111 (East Palm Canyon Drive). Before you get to Hwy 111, turn right on Rancho Las Palmas Drive and then turn right on Hwy 111. The hotel is located on the north side of East Palm Canyon Drive.





By 1872, Palm Springs had become a stage stop between Prescott, AZ, and Los Angeles. In 1884, Judge John Guthrie McCallum established the Palm Valley Colony on the site, which later developed as a model desert resort. Within its boundaries, the city includes parts of the Agua Caliente Indian reservation. Palm Springs became a glamorous desert resort and residence, frequented by Hollywood film stars and other celebrities, and it's a favorite vacation site for college students in the Los Angeles area. It features luxurious hotels, fashionable restaurants and boutiques, and vast recreation areas for tennis, swimming, hiking, skiing, and especially golf (more than 50 golf courses lie within a 20-mile radius).

### **Palm Springs Aerial Tramway**

The aerial tramway is 2.5 miles long and has the world's largest rotating tram cars. Passengers ascend 5,873 feet to the Mt. San Jacinto Pines Café (Mountain Station) and lodge - elevation 8,500 feet.

### **Palm Springs Windmill Tours**

Ever wondered what it's like to drive through a working wind farm? Embark on this self-driving tour designed for two, where every twist and turn offers insight into renewable energy. With your own vehicle, journey through gravel paths that are car-friendly. Start at our center with exhibits on wind energy, then follow our app-guided map through 10 fascinating stops. This interactive adventure promises plenty of photo opps and is perfect for exploring at your own pace.



Palm Springs Aerial Tramway



Palm Springs Windmill Farm

### **The Living Desert Zoo and Botanical Garden (in Palm Desert)**

The Living Desert Zoo and Botanical Garden has been a beloved institution in Southern California for over 50 years. An Association of Zoos and Aquariums (AZA) accredited zoo and botanical garden, The Living Desert represents the desert environments of Wild Americas, Australian Adventures, and African Safari with more than 150 species, 1,200 protected acres, and miles of hiking trails.



African Safari



Wild Americas

## Palm Springs Air Museum

There is always something new at the Palm Springs Air Museum, which is home to one of the world's largest collections of static & flyable aircraft from WWII through the War on Terror. Unlike many other museums, the five air-conditioned hangars (totaling 91,000 square feet) have few ropes to keep you from interacting with the aircraft and exhibits. In addition to over 75 aircraft and helicopters; exhibits and activities give visitors of all ages a fresh perspective on the history of U.S. Military operations from the last 100 years.



B-17 Bomber



P-51 Mustang

### Other attractions around the Palm Springs & Coachella Valley areas:

Indian Canyons  
Moorten Botanical Garden  
Forever Marilyn Statue  
The River at Rancho Mirage (shops & restaurants)  
Old Town La Quinta  
Cabot's Pueblo Museum  
Palm Springs Art Museum/Architecture & Design Center  
Cabazon Dinosaurs  
Museum of Ancient Wonders  
Mary Pickford Theatre (Cathedral City)  
Aqua Caliente Cultural Museum  
Children's Discovery Museum of the Desert  
Cabazon Outlet Mall  
Casinos – Aqua Caliente (Palm Springs, Cathedral City, Rancho Mirage) and Morongo (Cabazon)  
Joshua Tree National Park  
Salton Sea

### Some websites to check out:

<https://windmilltours.com/>  
<https://www.livingdesert.org/about-the-zoo/>  
<https://palmspringsairmuseum.org/>  
<https://pstramway.com/>  
[https://www.visitgreaterpalmsprings.com/plan/free-visitors-guide/?svap=25168&svat=cl&msclkid=a592a11be15e1f1d2fa0c640c205a93d&utm\\_source=bing&utm\\_medium=cpc&utm\\_campaign=US%20-%20Drive%20Market%20-%20Brand%20Tourism%20-%20SV&utm\\_term=palm%20springs%20travel%20guide&utm\\_content=Palm%20Springs%20Guide%20\(S\)](https://www.visitgreaterpalmsprings.com/plan/free-visitors-guide/?svap=25168&svat=cl&msclkid=a592a11be15e1f1d2fa0c640c205a93d&utm_source=bing&utm_medium=cpc&utm_campaign=US%20-%20Drive%20Market%20-%20Brand%20Tourism%20-%20SV&utm_term=palm%20springs%20travel%20guide&utm_content=Palm%20Springs%20Guide%20(S))  
<https://coachellavalley.com/>

# Visual Juxtaposition

## April 2025 Assignment

To be shown at the May general meeting

By Jeffrey Sward

It is useful to understand common usages of the definition of visual juxtaposition in photography.

### **Webster**

An instance of placing two or more things side by side often to compare or contrast or to create an interesting effect

### **American Institute of Graphic Arts**

- Visual juxtaposition is inquiry through contrast, facilitated by the side-by-side positioning of two images, or images and text.
- In order to create a point of juxtaposition, the resulting image must contain at least two elements of equal visual weight.

### **Octet Design Journal**

- Juxtaposition is a visual design technique that involves placing contrasting or similar elements close together to create an effect.
- It can be used to create contrast, highlight differences, or evoke emotion.

### **Some Juxtaposition Effects**

- Tension
- Ambiguity
- Is the objective comparing similar or dissimilar objects?
- Slight differences
- Major differences
- Conceptual and/or physical connections
- Humor
- Often unintended or "discovered"



## How to Create Images using Juxtaposition

- Identify the Core Message(s)
- The quest for meaning
- Select Your Elements (gimmicks)
- Choose the Contrasts
- Refer to elements of Art
- Experiment and Iterate
- Juxtaposition is art not science
- A broken clock is correct twice a day

## Examples



Anonymous



Mini Coopers c. 1959 - 2021



Liana Bumde NT





Becky Anderson:  
NT



Ruth Bernard:  
Two Leaves, 1952




Margaret Bourke-White:  
Depression Food Line, 1937



Harry Callahan:  
Chicago, 1960



Henri Cartier-Bresson:  
The Big Game, Brussels, Belgium (1932)



Robert Frank:  
City Hall, Reno, Nevada, 1956

In 1956, Robert Frank picked up two hitchhikers in Blackfoot, Idaho and let them drive the car at night. In the era of bench seats, three people were in the front seat, with Frank in the rightmost position. Frank was able to take this photo using his Leica rangefinder, which is small and unobtrusive.





Hansel:  
Trade In



Man Ray:  
Black and White, 1926



Najam Quraishy:  
Africans



Weegee the Famous:  
The Critic, 1943 (Mrs. Marie Muller Kavanaugh (AKA Mrs. George Washington Kavanaugh), Elizabeth Wharton Drexel (AKA Lady Decies), unknown person)

Despite appearances, nearly all Weegee photographs were staged to some extent. In order to create *The Critic*, Weegee signaled his assistant Liotta, who released the disheveled woman and gave her a little nudge into the frame. Judging by the photograph, she is reeling, barely able to stand. If there was one thing Weegee knew from being in a scrum of press photographers, it was how to make a few shots very quickly, swapping in sheets of film and flashbulbs as fast as he could. He caught Mrs. Kavanaugh and Lady Decies as the third woman observed them. A moment later, the two ladies turned, passed him, and stepped into the lobby, facing half a dozen other photographers with the same tight smiles. Much later, Liotta told the journalist Joyce Wadler that there were three or four bulbs set off, almost too fast to parse. That was it. No different from Weegee shooting outside police headquarters any day of the week. Although Weegee had staged the sidewalk encounter, he couldn't have known quite how perfectly the tableau would square up on film. The two ladies in fur are almost pure white, nearly blown out by his flash. Mrs. Kavanaugh's smile is taut and paper-thin, the essence of fatuousness; Lady Decies looks quizzical, perhaps a little sour, her mouth pursed. They both face the camera square on. The drunken woman, by contrast, is caught in perfect 90-degree profile, giving her features a sharpness against the nearly black background. Weegee wanted a contrast; he got more than he could have asked for. P.S.N.W. Ayer & Son, the big advertising agency who has the account of De Beers Consolidated Mines Ltd., bought this picture for their files. They examined the photograph with a magnifying glass and said the diamonds were real.



Weegee the Famous at Work



©Jorge Ramirez, MD 2017

Jorge Ramirez – View of Saddleback Mtn. from Bolsa Chica wetlands

April 2025 Field Trip

## Bolsa Chica Ecological Reserve

Date: Saturday, April 12, 2025

Meet at 7 a.m. at the Interpretive Center to walk over the bridge to the wetlands where many birds will likely be nesting.

<http://bolsachica.org/>

### **Carpool**

Not necessary for this one!

### **Travel**

Interpretive Center  
3842 Warner Avenue  
Huntington Beach, CA 92649

### **Parking**

Park in the north lot southeast of the intersection of Warner and PCH.

Interpretive Center

3842 Warner Avenue

Huntington Beach, CA 92649

There is also a south lot on PCH across from the entrance to Bolsa Chica State Beach.

### **Lunch**

SuperMex – 12 noon

17208 Pacific Coast Hwy, Huntington Beach, CA 92648

In the strip mall shopping center across the street from the Interpretive Center

Long-running, family-owned chain serving classic Mexican comfort food and beer in a relaxed setting

First come/first served

### **Assignment**

Juxtaposition

## **OVERVIEW**

Many of our members know this place because Bolsa Chica is a local treasure and a photographer's paradise. Several PSOC members have been here several times and have captured excellent images!

Bolsa Chica Ecological Reserve is a nature reserve in the city of Huntington Beach. It is designated by the California Department of Fish and Game to protect a coastal wetland and its threatened and endangered species. The Bolsa Chica Ecological Reserve boundaries are Warner Avenue to the north, Seapoint Avenue to the south, Pacific Coast Highway (PCH) to the west and residential development to the east.

The north lot contains the Bolsa Chica Interpretive Center. It is the starting point for the Mesa Trail which leads to the overlook and rest stop at Mesa Point. The south lot is the starting point for the 1.5-mile (2.4 km) Loop Trail which crosses a wooden bridge, passes two overlooks and returns to the parking lot via a sand-dune trail paralleling PCH.

The East Garden Grove Wintersburg Channel runs through the reserve. Beginning in December 2007, flood control improvements were made by the County of Orange to reinforce the levees damaged in the rains of 2005 and protect the wetlands. In addition, the Newport–Inglewood Fault goes through the reserve.



## INTERPRETIVE CENTER

Open seven days a week from 9 a.m. to 4 p.m., the Bolsa Chica Conservancy Interpretive Center offers live animal exhibits, aquaria, maps and information about Bolsa Chica and education programs on wetland science. The main room's exhibits include live marine life species native to Bolsa Chica and the southern California coast.


A second exhibit room includes live reptiles. Throughout the center there are many examples of taxidermy including opossums, snakes and birds.



Kurt Bayless – Osprey with fish



Donna Stogner – Great Blue Heron



Eric Stogner – Snowy Egrets



Eric Stogner – Elegant Tern




Kurt Bayless – Great Egret



Kurt Bayless – Round Stingray





Donna Stogner - Curlews



Kurt Bayless – Burrowing Owl



Kurt Bayless – Turkey Vulture



Kurt Bayless – Great Blue Heron with fish



Kurt Bayless - Coyote

## **MAY 2025 ASSIGNMENT - PHOTOJOURNALISM...TELLING A STORY**

Assignment to be shown at the June 26, 2025 meeting

By Stefan Steinberg

A local author who teaches college journalism suggested I change the title of this assignment to something more friendly like Photo Essay or Word-less Photos, since Photojournalism is an actual profession with very specific strict rules and guidelines. However, for this assignment we are going to relax the terminology. Remember, Journalism is about people, not abstract art.

Photos also tell a story. Use a single photo to tell your story or a sequence of two or three.

### **Background**

The printing of images in newspapers remained an isolated occurrence until the 1870s when photojournalism pioneer John Thomson, in collaboration with Adolph Smith, began publishing a monthly magazine, *Street Life*, in London and established photojournalism. The project documented the street people of London and used photographs as the predominant medium for imparting information, not the written word.

### **Avoid obvious posing.**

Okay, sometimes you have to ask people to stand someplace or do something, but that still doesn't mean they have to just grin into the camera. Try to make the scene appear natural, as if the subject was already involved in something and the photographer just happened to pass by. Photojournalism aims to cover people doing regular activities, not people posing. Children joyfully playing with pets can be excellent, but you may have to follow them around for a time.

### **Get in close.**

The telephoto lens is the workhorse of photojournalism. If you can't get in close, crop ruthlessly.

### **Burn pixels.**

Move in, move out, move high, move low, and keep on clicking.

### **Find unusual angles.**

If you're sitting or standing on the same level with everyone else, you're probably going to take back some blah photos. Kneel. Climb on a chair. Crouch. Lie down. Shoot down a stairway. Get off your butt. Good photojournalists are always moving.

**Show emotion** such as crying, laughing, anger, humor, inspiration, etc. Walk around with your camera ready for an unexpected grab shot. Remember your best camera is the one available for the shot, sometimes even a Smartphone.

**Street photography** can provide some wonderful opportunities. People and their action will set your photo apart.

Here some great examples to show true photojournalism.










Images by Kurt Bayless



## MAY 2025 FIELD TRIP



**WHERE:**      **OLD TOWNE ORANGE PLAZA PARK**

**WHEN:**      Wednesday, May 7, 2025

**TIME:**      10:00 am until .....

**CARPOOL:** Will leave at 9:00 am from the south end of the AAA parking lot on the northeast corner of Beach Blvd. and Stark St. in Huntington Beach

**LUNCH:**      Meet at 12:30 pm at **RUTABEGORZ RESTAURANT** located at 264 N. Glassell St. (almost 2 blocks north of Plaza Park on the west side of the street)

**ASSIGNMENT:** **JOURNALISM – TELLING A STORY**



**Old Towne Orange Historic District**, also known as **Downtown Orange**, is a one square-mile district around the original plaza of Orange, California, and contains many of the original structures built in the period after the city's incorporation. It is a vibrant commercial district, containing Orange County's oldest operating bank. The Historic District was listed on the National Register of Historic Places in 1997, and is the largest National Register District in California. According to State Historic Resource Surveys, Orange is unique among the region and the state in that it has the second largest concentration of historic buildings.

Plaza Park was designed in 1886 and maintains its original layout. The elliptical park, with a center fountain surrounded by mature trees, is the cultural and social heart of Orange and has hosted community events since its earliest days as a public space.

Repeatedly voted Orange County's favorite downtown, the streets of Old Towne Orange are lined with antique and collectibles dealers, specialty shops, art galleries, and restaurants. With its central Plaza Park, it has been the gathering place for Orange residents and visitors for more than a century.

Old Towne Orange contains the largest Nationally Registered Historic District in California and its distinct look makes it a popular location for film and television production.



Old Towne Orange is also home to Chapman University (2 blocks north of Plaza Park).





Old Towne Orange has a large variety of architectural-style homes (see below). Many of the Victorian homes have been restored back to their original design and are quite popular with photographers.

- [Bungalow](#) (see also [California Bungalow](#)—[Bungalow](#))
- [Craftsman Bungalow](#)
- [Craftsman](#) (see also [American Craftsman](#))
- [Hip Roof Cottage](#) (see also [Hip roof](#))
- [Mediterranean](#) (see also [Mediterranean Revival Style architecture](#))
- [Prairie](#) (see also [Prairie Style architecture](#))
- [Spanish Colonial](#) (see also [Spanish Colonial Revival Style architecture](#))
- [Victorian](#) (see also [Victorian architecture](#))



### Websites:

<https://www.cityoforange.org/our-city/visitor-information/old-towne-orange>


<https://www.chapman.edu/>

<https://orange.rutabegorz.com/mobile/>






## Our Members Have Been Busy with Great Accomplishments



The following members have their images published in the *new 2025 Wings Over Bolsa* calendar:

- Carol Calkins – 2 images (1 image is the back cover)
- Donna Stogner – 1 image
- Eric Stogner – 1 image
- Kurt Bayless – 3 images



Kurt's photo "Elegant Terns" is the May main page in the 2025 Bolsa Chica Conservancy calendar.



Annette Globits' image "On the Road Again" was selected for the juried HBAC 'Centered on the Center' Show from January 25 - March 22, 2025.

## Jan-Steven Merson

Jan published his first book: "Walking Scotland" – A Street & Landscape Photography Book.

<https://www.photomanjan.com/book>

Excerpt: *"Walking serves as the foundation of street photography allowing for authentic candid moments. While my primary focus is street photography, I also appreciate the beauty of Scotland's majestic landscapes, as well as those found in other countries. "*



## Jennie Breeze

Jennie's photo "Lemur and the Bee" was accepted in the juried Laguna Beach "2025 Art That's Small at City Hall" fine art exhibition.



Marcia Mack: Marcia is having an 'Instagram Takeover' for Float Photo Magazine April 23 to April 26. See <https://www.floatmagazine.us> and [https://www.instagram.com/mojave\\_gal/](https://www.instagram.com/mojave_gal/)

Irv Dierdorff: "Chosen from 'thousands of images' (their words not mine) for the Ruins and Remnants photo group show at the PhotoPlace Gallery in Montpelier, Vermont; May 2-23, 2025, and included in the printed show catalog." - Irv. See <https://www.instagram.com/p/DHocnndStIb/>





## PICTURE THIS

Jack Davidson

Jack Davison (UK, 1990) is a London-based portrait and documentary photographer. Since the age of 14, he spent most of his time experimenting with cameras and has continuously photographed those around him.

In his practice, he draws inspiration from the rich history of the medium, ranging from early 20th-century avant-garde experiments to documentary and portrait photography. Yet his practice is very contemporary as well, borrowing practices of Internet communities such as Flickr, which laid the basis for today's social media culture. Jack Davison was named Foam Talent in 2016.



Street scenes in London on a rainy day after the announcement of the Queen's death.

## Suggested PSOC Critique Guidelines


PSOC was founded as a platform for image sharing and supportive self-improvement. With the expanded utilization of outside professional photographers to critique the members' submitted images, that mission has evolved into a shared desire to become more proficient in the art and craft of photography.

It is the responsibility of those who critique to foster that desire and encourage and **teach** the members through that critique. The critique should be a careful review of the images accompanied by an **opinion** regarding the overall strength of the image, as well as an **opinion** regarding the artistic and technical aspects of the image presented. Although the spectrum of photographers showing images includes beginners as well as some who are very advanced, learning and growth should be encouraged at all levels. The following guidelines have been formulated to bring a consistency of format to the critiques. These are not checklists, just suggestions to help the critiquers help our members improve their photographic craft.


1. What is your overall first impression? What impact does the image have for you? What do you like about the photograph? **Be concise**. Remember you are teaching *all* the members as well as the contributing photographer.
2. What **constructive** comments can you make? How does the composition and framing work? How does your eye take in the elements of the image? What gets your attention, and why? Note use of techniques like "rule" of thirds, leading lines, framing, patterns, lighting choices, and other visual elements. What helpful comments can you make?
3. How do you see the technical and processing factors contributing to the image? This may include perspective, exposure, highlight detail, shadow detail, bright and dark areas, contrast; processing of color or black and white, luminescence, contrast, vignetting, dodging, burning, and cropping.
4. Make it clear that your comments are all **your opinion** on how **you** might do it differently, based on your experience, personal style, vision, and processing preferences. Other artists/photographers may often see the image differently.
5. How might you encourage the photographer? Remember, the photographer has a reason to show this work and obviously feels good about it. **You are encouraged to ask the photographer to comment on what they were seeing and expressing in the image. We would also like you to encourage the members in attendance to participate through questions and comments.**
6. Although the title slide for each member's submittal does not need to be critiqued, an outstanding title image can be *quickly* noted.
7. **Please be concise in your comments.** The meetings are scheduled for two hours, and there can often be well over 100 images submitted.



# Wall Hangers



Annette Globitz



Connie Terry



Diane Fritz



Cristian Donos



Doug Bucklew



Mike Whitmore



Susan Bouet